

Emergency Preparedness for Alaskans

Alaska is an area of natural beauty and magnificent landscapes. Natural forces loom large in our history and in our daily lives. Because of this, our lives are subject to a wide range of natural disasters. Floods, earthquakes, wildfires, severe storms, tidal waves (tsunamis) and volcanic eruptions are normal routines. Being prepared for these eventualities is just a matter of a little time and effort to pull together some supplies to help you adjust to emergencies without undue stress.

Stocking up now on emergency supplies can add to your safety and comfort during and after any natural disaster. Store enough supplies for at least 72 hours.

Emergency Supply Checklist

Survival

- ☐ Water — 2 quarts to 1 gallon per person per day
- ☐ First aid kit, freshly stocked
- ☐ First aid book
- ☐ Food (packaged, canned, no-cook and baby food, and food for special diets)
- ☐ Can opener (non-electric)
- ☐ Blankets or sleeping bags
- ☐ Portable radio flashlight and spare batteries
- ☐ Essential medication and glasses
- ☐ Fire extinguisher A B C type
- ☐ Food and water for pets
- ☐ Money

Sanitation Supplies

- ☐ Large plastic trash bags for trash, waste, water protection
- ☐ Large trash cans
- ☐ Bar soap and liquid detergent
- ☐ Shampoo
- ☐ Toothpaste and toothbrushes
- ☐ Feminine and infant supplies
- ☐ Toilet paper
- ☐ Household bleach
- ☐ Newspaper to wrap garbage and waste

Safety and Comfort

- ☐ Sturdy shoes
- ☐ Heavy gloves for clearing debris
- ☐ Candles and matches
- ☐ Change of clothing
- ☐ Knife or razor blades
- ☐ Garden hose for siphoning and fire fighting
- ☐ Tent

Cooking


- ☐ Camp stove, propane appliances
- ☐ Fuel for cooking (camp stove fuel, etc.)
- ☐ Plastic knives, forks, spoons
- ☐ Paper plates and cups
- ☐ Paper towels
- ☐ Heavy duty aluminum foil

Tools and Supplies

- ☐ Axe, shovel, broom, woodcutting saw
- ☐ Crescent wrench for turning off gas
- ☐ Screwdriver, pliers, hammers
- ☐ Coil of ½-inch rope
- ☐ Plastic tape and sheeting
- ☐ Toys for children

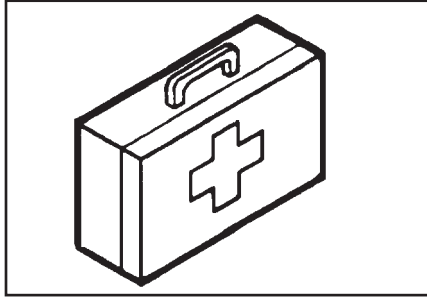
Emergency Supplies To Be Stored

After a major earthquake, electricity, water and gas may be out of service. Emergency aid may not reach you for several days. Make sure you have the following items in your home, at your office or in your car.



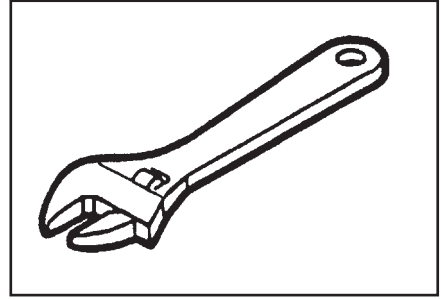
Fire extinguisher

Your fire extinguisher should be suitable for all types of fires and should be easily accessible.



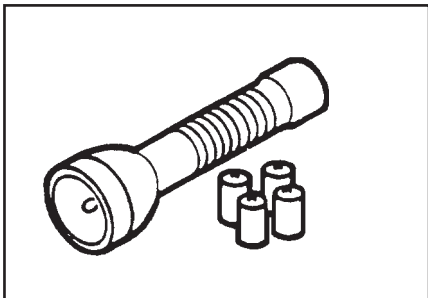
First aid kit

Your first aid kit should be in a central location and should include emergency instructions.



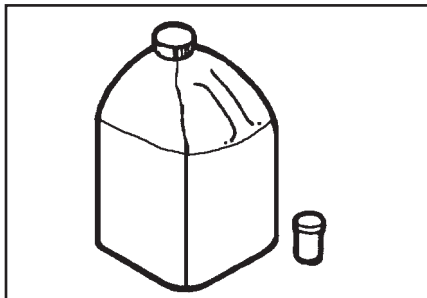
Wrench

Have crescent or pipe wrench to turn off gas and water valves if necessary.



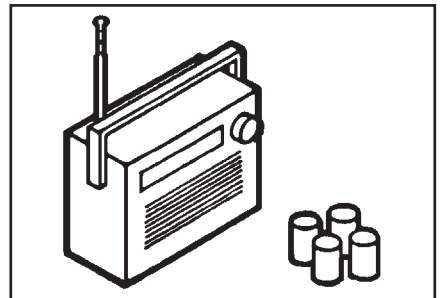
Flashlight and extra batteries

Keep flashlights in several locations in case of a power failure. Extra batteries last longer if you keep them in the refrigerator.



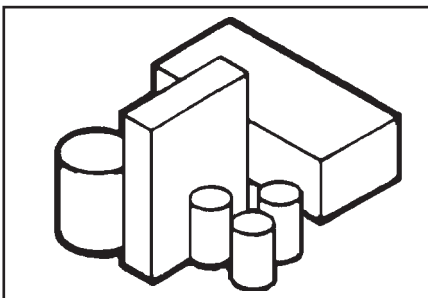
Water and disinfectant

Store several gallons of water for each person. Keep a disinfectant such as iodine tablets or chlorine bleach to purify water if necessary.



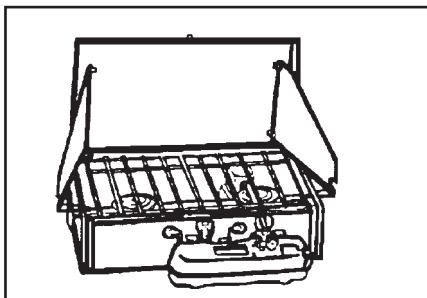
Radio and extra batteries

Transistor radios will be useful for receiving emergency broadcasts and current disaster information.




Dry or canned food

Store a one-week supply of food for each person. It is preferable to store food that does not require cooking.



Alternate cooking source

Store fuels and appliances and matches for cooking in case utilities are out of service.



Blankets, clothing and shoes

Extra blankets and clothing may be required to keep warm. Have shoes suitable for walking through debris.

Sarah Lews, Extension Faculty, Health, Home and Family Development. Originally prepared by Richard Seifert, former Extension Energy and Housing Specialist.